


# TG/LTG-Series

Single Pole Rocker & Paddle Switches

**PRODUCT WEBPAGE**

*request sample, configure part*



The TG-Series Mid-Sized Tippetto rocker switches are single or double pole and feature an all nylon double-insulated construction. These switches are designed with snap-in mounting for fast, low cost assembly. The illuminated version (LTG) is available with either a paddle or rocker actuator. These AC rated switches are also suitable for low-voltage DC applications assuring compatibility for a wide range of markets.

**1-2**  
Poles

**5-15**  
Amps

**125-250**  
VAC

**6-28**  
VDC

## Typical Applications

- Appliances
- HVAC
- Transportation
- Commercial Food
- Medical

# Tech Specs

## Dielectric Strength

UL/CSA: 1000V - live to dead metal parts

## Electrical Life

50,000 cycles - maintained  
25,000 cycles - momentary

## Operating Temperature

32°F to 185°F (0°C to 85°C)

# Ordering Scheme

Sample Part Number **LTG G O 50 1 - T B - B - R / 125**

Selection 1 2 3 4 5 6 7 8 9 10

### 1. SERIES

**TG** Double Pole, Non-Lighted  
**LTG** Double Pole with Indicator Lights

### 2. CIRCUIT see next page for diagram

TG available with circuits A, B, C, D, E, F  
LTG available with circuits G, H, I, J, M, N, P, Q, R, T, U, V, Y, Z.

### 3. CENTER POSITION

**C** Center OFF, Three position **O** No Center OFF, Two position

### 4. RATING

**40** 5A 250VAC, 10A 125VAC, 1/2HP 125-250VAC  
**41** 5A 250VAC, 10A 125VAC  
**50** 10A 250VAC, 15A 125VAC, 3/4HP 125-250VAC  
**51** 10A 250VAC, 15A 125VAC

### 5. TERMINATION / FUNCTION

	Solder Lug	.250 Tab QC	.187 Tab QC	Wire Leads
On-None-Off	0	1	3	5
(On)-None-Off	A	B	D	F
On-None-(Off)	L	M	R	T
On-None-On	0	1	3	5
On-None-(On)	A	B	D	F
On-Off-On	0	1	3	5

### 6. ACTUATOR STYLE

**P** Paddle  
**T** Rocker

### 7. ACTUATOR COLOR 2

**B** Black **W** White

### 8. BASE COLOR 2

**B** Black **W** White

### 9. LENS COLOR 3

**A** Amber **C** Clear **R** Red

### 10. LAMP VOLTAGE

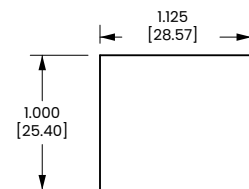
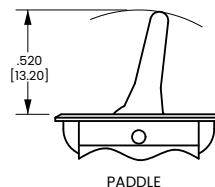
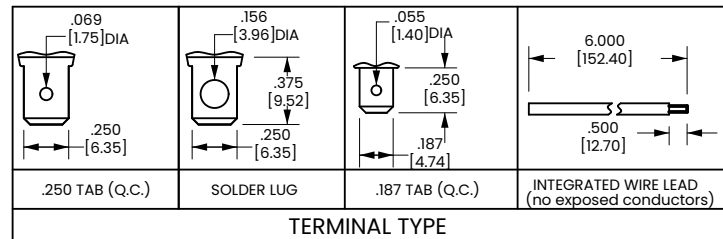
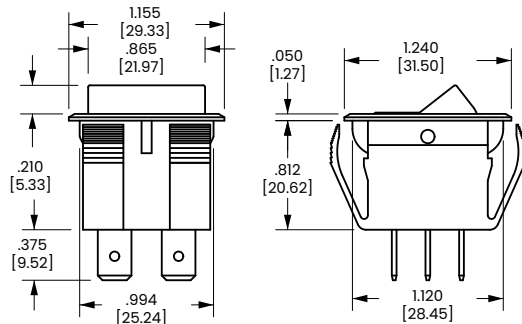
incandescent	neon
<b>6V</b> 6 volt	<b>125N</b> 125 volt neon
<b>12V</b> 12 volt	<b>250N</b> 250 volt neon
<b>18V</b> 18 volt	
<b>24V</b> 24 volt	
<b>28V</b> 28 volt	

Notes:  
Imprinting is available. Consult factory.  
Panel Cut-Out Recommendations: For sheet metal panels, switch must enter panel in same direction as the punch. (Burr on bottom.) Test cut hole in actual material.  
1 Custom colors are available. Consult factory.  
2 Specify lens color for LTG-Series only.  
( ) Indicates momentary function.

[Configure Complete Part Number >](#) [Browse Standard Parts >](#)

# Dimensional Specs

inches [millimeters]

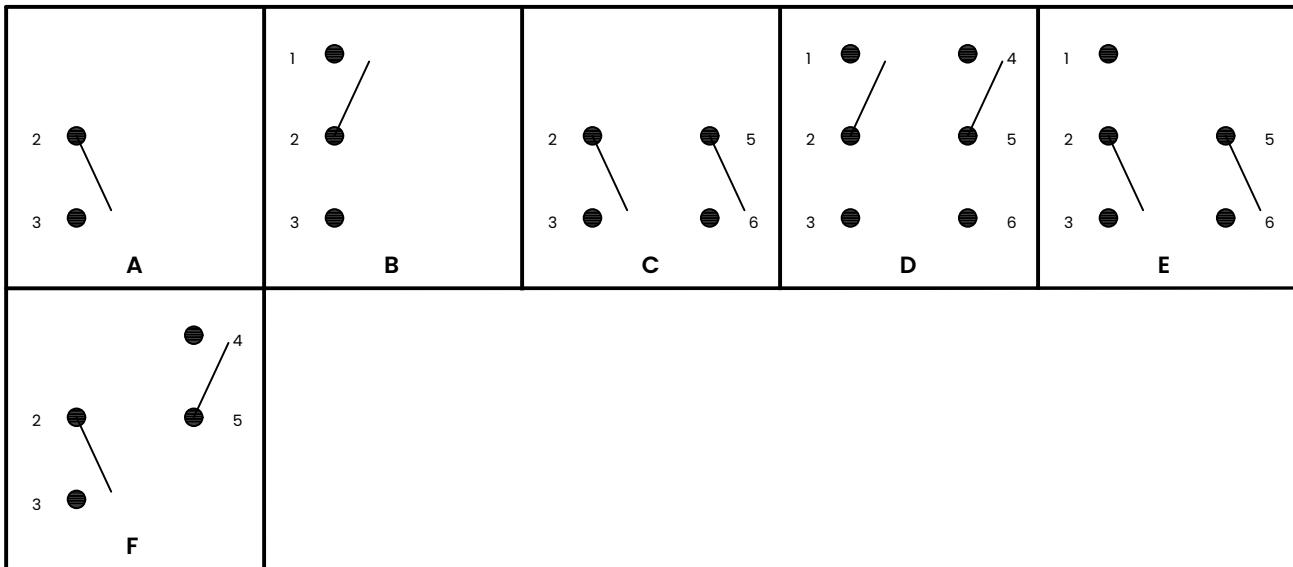


**MOUNTING HOLE**  
Panel Thickness:  
.030 [.762] min. to  
.250 [6.35] max.

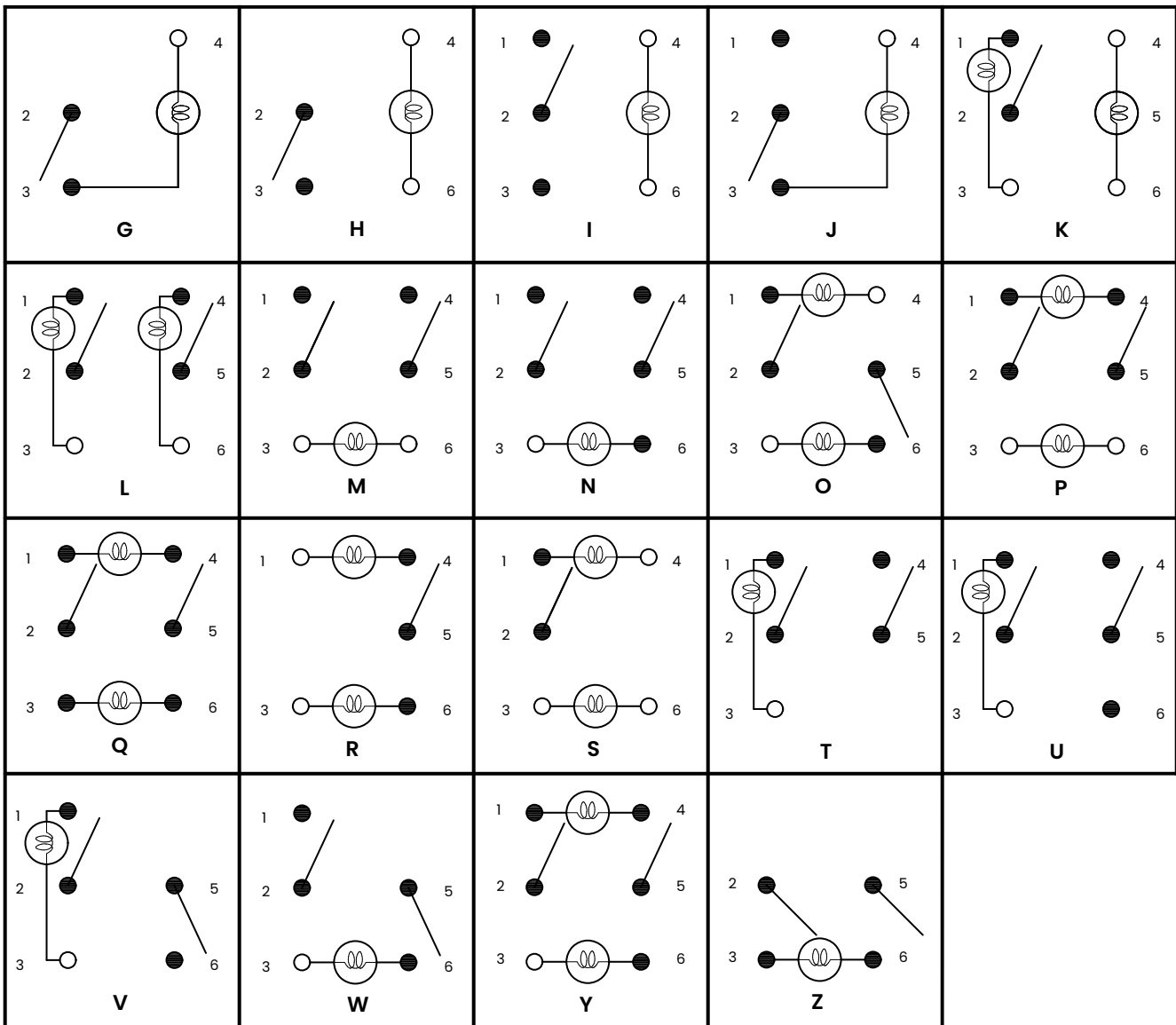
# Ordering Scheme Diagram

## 2. CIRCUIT

TG



LTG



## Authorized Sales Representatives and Distributors

Click on a region of the map below to find your local representatives and distributors or visit [www.carlingtech.com/findarep](http://www.carlingtech.com/findarep).



## About Carling

Founded in 1920, Carling Technologies is a leading manufacturer of electrical and electronic switches and assemblies, circuit breakers, electronic controls, power distribution units, and multiplexed power distribution systems. With six ISO9001 and IATF16949 registered manufacturing facilities and technical sales offices worldwide, Carling Technologies Sales, Service and Engineering teams do much more than manufacture electrical components, they engineer powerful solutions! To learn more about Carling please visit [www.carlingtech.com/company-profile](http://www.carlingtech.com/company-profile).

To view all of Carling's environmental, quality, health & safety certifications please visit [www.carlingtech.com/environmental-certifications](http://www.carlingtech.com/environmental-certifications).

© Carling Technologies, Inc.

4. Carling, Tippet are registered trademarks of Carling Technologies, Inc. in the U.S. and other countries.